

Measuring Demand for Green Jobs in Oregon

Luke Coury

Oregon Employment Department

C2ER + LMI Institute Annual Conference

Defining a Green Job

Challenges:

- Defining exactly what makes a job “green” is tricky
- “Green” designation doesn’t fit into existing SOC codes and traditional data structures

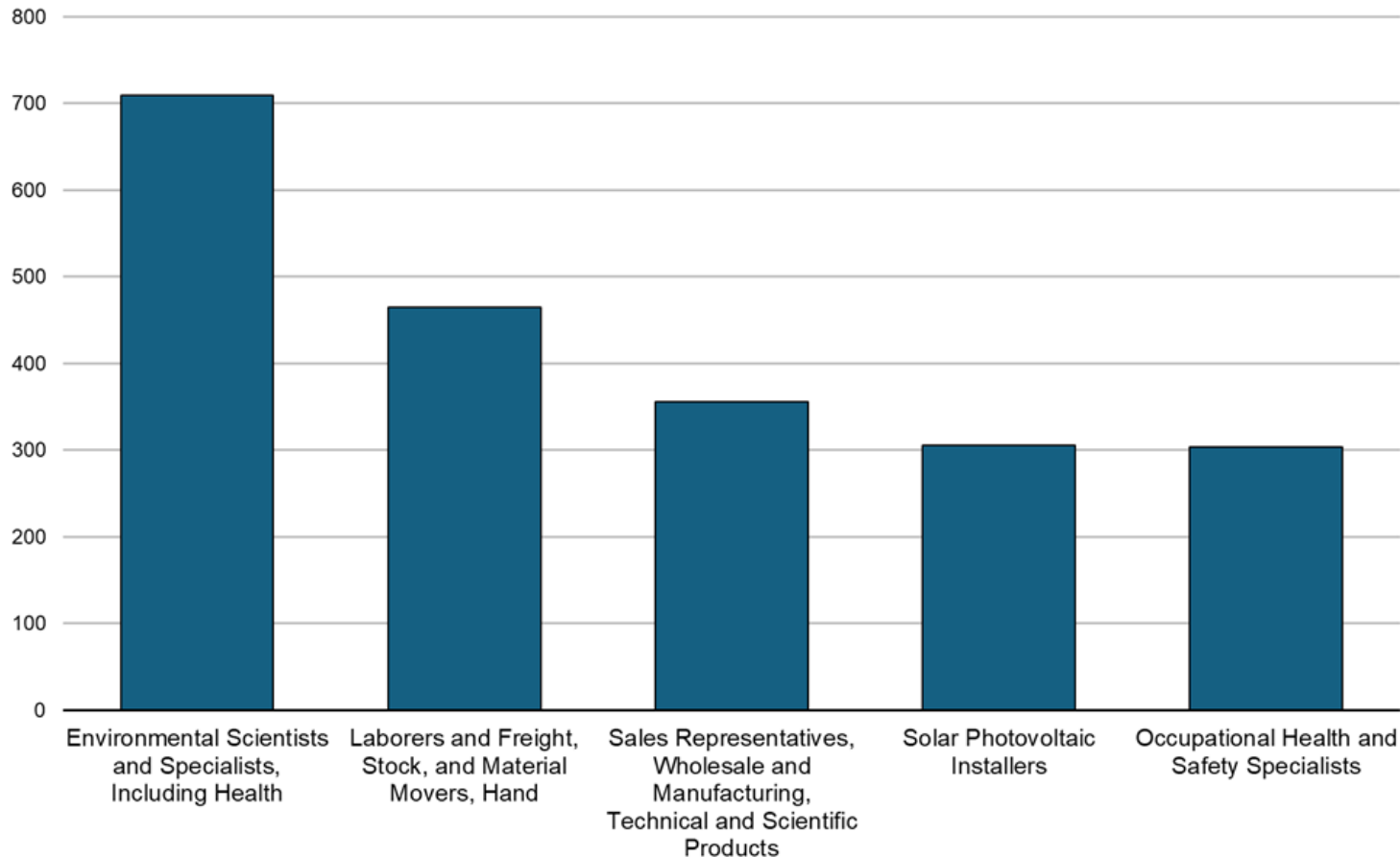
Using Lightcast/working nation’s definition:

- Online job postings
- Key word searching in job postings gives more granular data
- Defined different levels of green jobs. My research focuses on the narrowest: Core Green Jobs
 - Directly tied to the green economy (defined broadly as relating to renewable energy production, natural resource management, environmental conservation)

Demand for Green Jobs

CORE GREEN POSTINGS CAME FROM A WIDE RANGE OF OCCUPATIONAL GROUPS

Total Core Green Job Online Postings
By Occupation in 2024



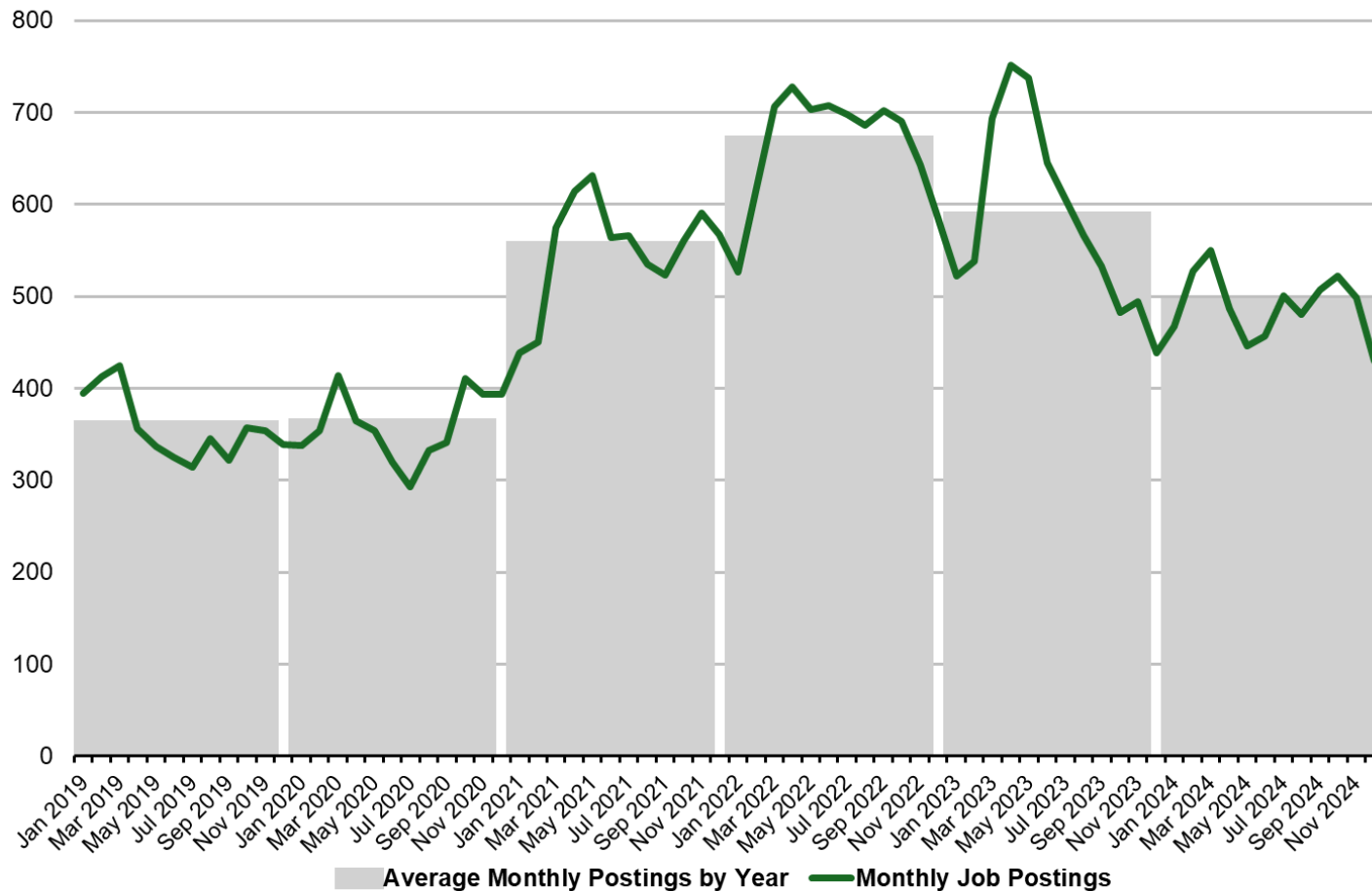
Source: Oregon Employment Department, Lightcast-Conference Board Help Wanted OnLine® (HWOL)

- Environmental Scientists topped the list in 2024, followed by
 - laborers and movers
 - wholesale sales representatives
 - solar installers
 - occupational health and safety specialists

Demand for a wide range of jobs and skills in the green economy

POSTINGS FOR GREEN JOBS REMAINED HIGHER THAN PRE-PANDEMIC IN 2024

Online Postings for Core Green Jobs Over Time



- Postings for core green jobs increased sharply post-pandemic, mirroring demand across sectors
- In 2024, total postings returned to pre-pandemic levels

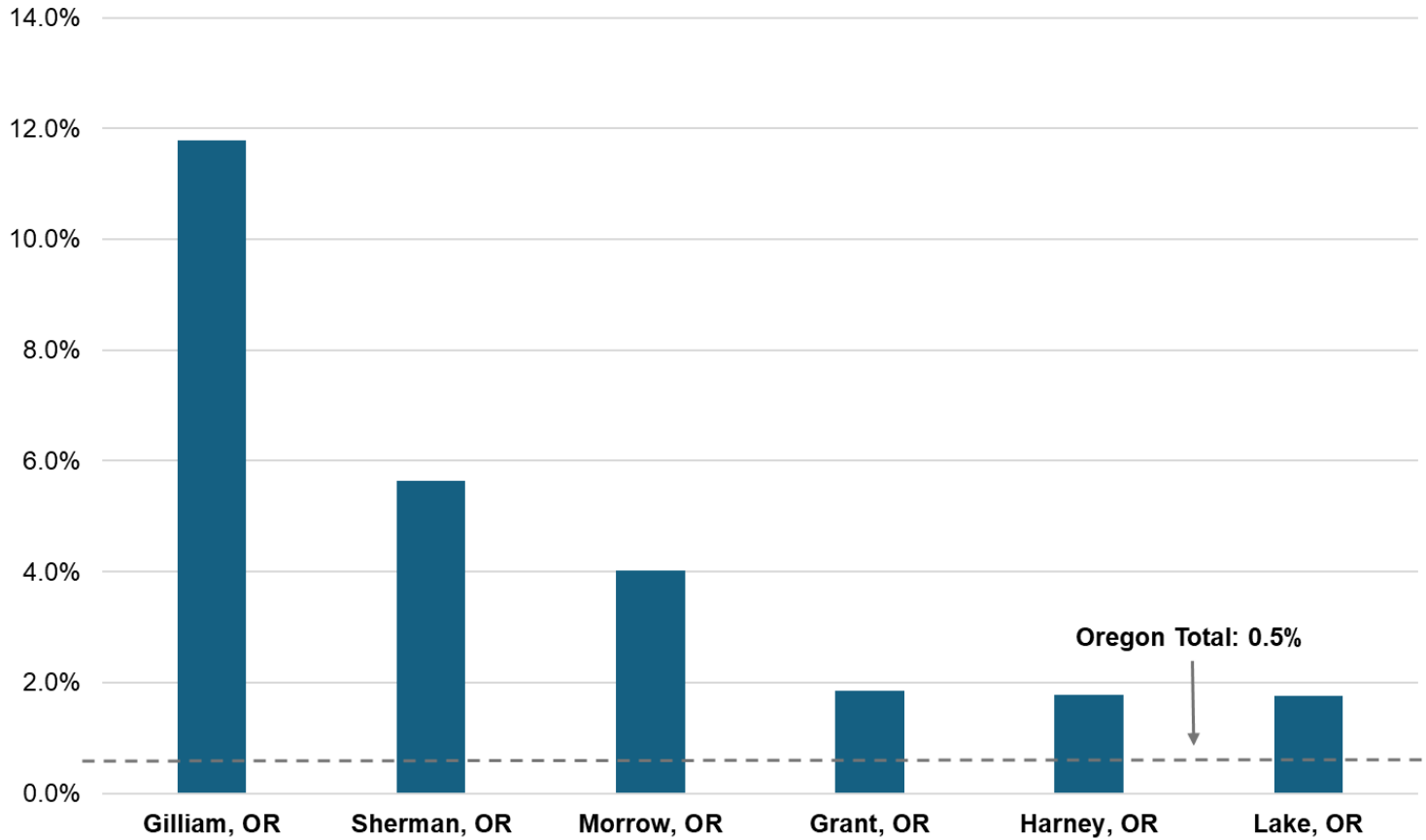
Demand for green jobs remains elevated relative to pre-pandemic levels

Source: Oregon Employment Department, Lightcast-Conference Board Help Wanted OnLine® (HWOL)

Regionality of Green Jobs

CORE GREEN JOBS MADE UP A HIGH PROPORTION OF POSTINGS IN SOME COUNTIES

**Online Job Postings for Core Green Jobs, as a Percentage of
Total Postings**
For Select Oregon Counties, 2019-2024

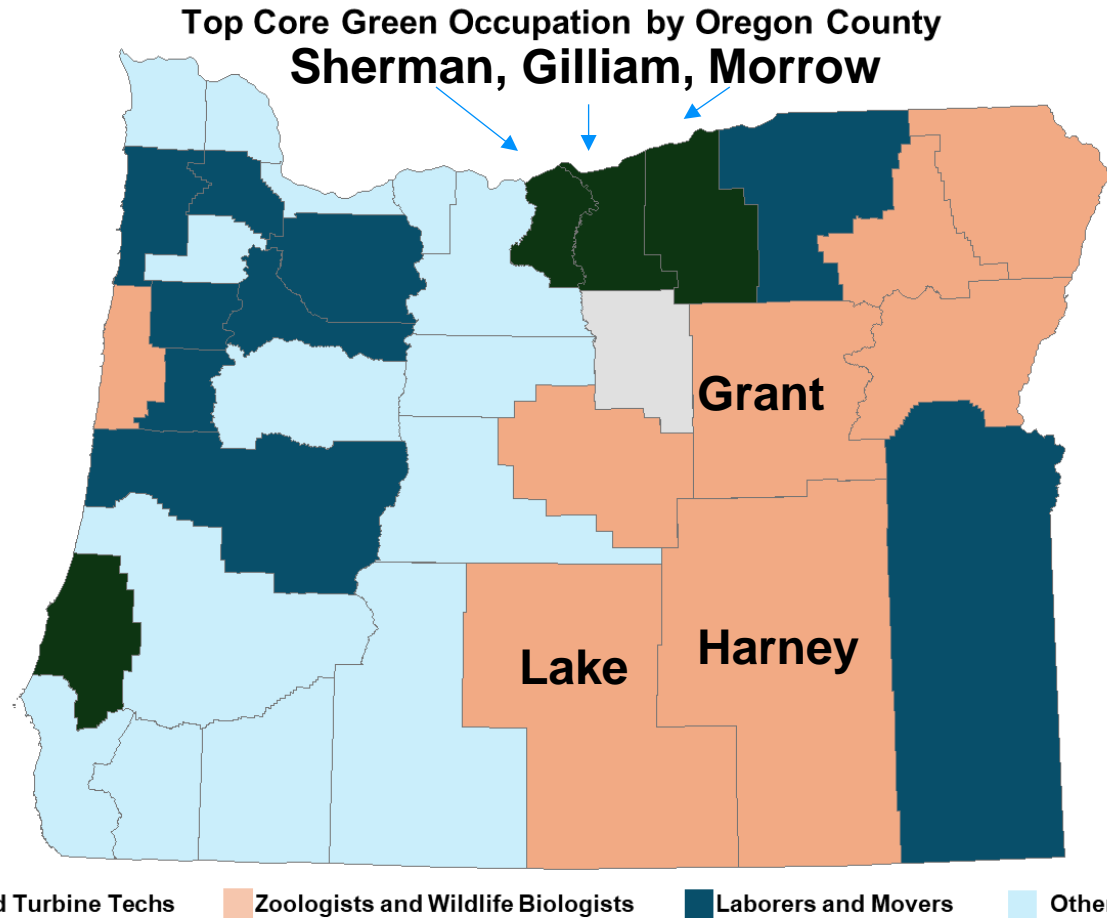


Source: Oregon Employment Department, Conference Board-Lightcast Help Wanted OnLine Index

- Core green jobs made up less than 1% of total postings in most counties across Oregon
- Certain counties saw a much larger share

Green jobs play an important role in smaller, rural counties

HIGHEST DEMANDED CORE GREEN OCCUPATION VARIED BY COUNTY



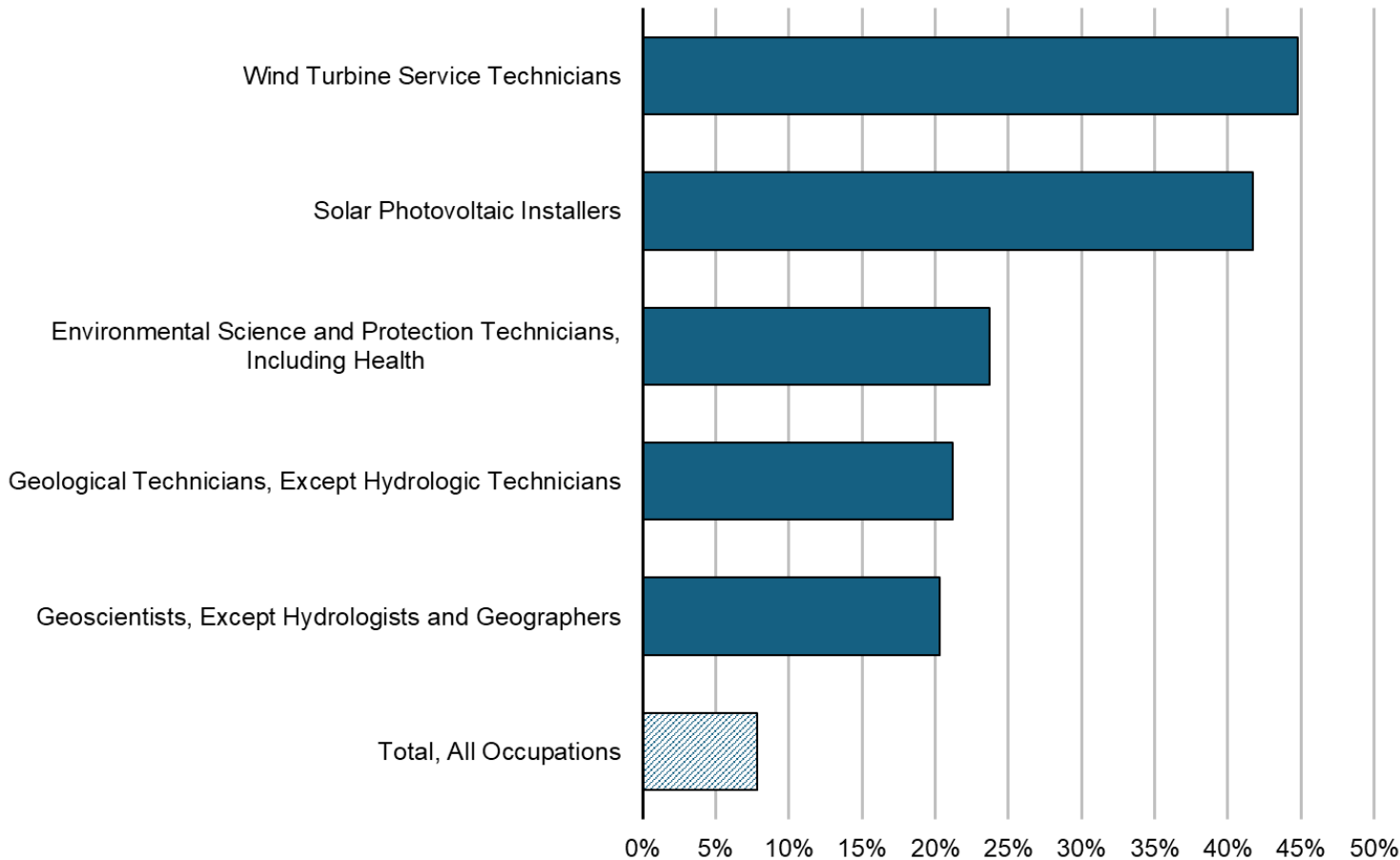
Source: Oregon Employment Department, Conference Board-Lightcast Help Wanted OnLine Index

- Zoologists and Wildlife Biologist topped lists in Eastern Oregon
- Wind Turbine Technicians dominated postings along the Gorge

The green economy varies across the state

Looking Forward

Fastest Growing Core Green Occupations, 2023-2033



- **Core green job occupations are projected to grow faster than average over the next 10 years**

Source: Oregon Employment Department

- A wide range of occupations participate in the green economy
- Statewide, core green jobs made up a small percentage of the labor market, but made a big impact in certain counties
- Many core green occupations are projected to grow faster than average

LUKE COURY, EMPLOYMENT ECONOMIST
LUKE.C.COURY@EMPLOY.OREGON.GOV

SIGN UP FOR THE LATEST WORKFORCE AND ECONOMIC RESEARCH
WWW.QUALITYINFO.ORG/SUBSCRIBE

FOLLOW US ON X [@OED_RESEARCH](#) AND BLUESKY [@OED-RESEARCH](#)



SHARE YOUR FEEDBACK!